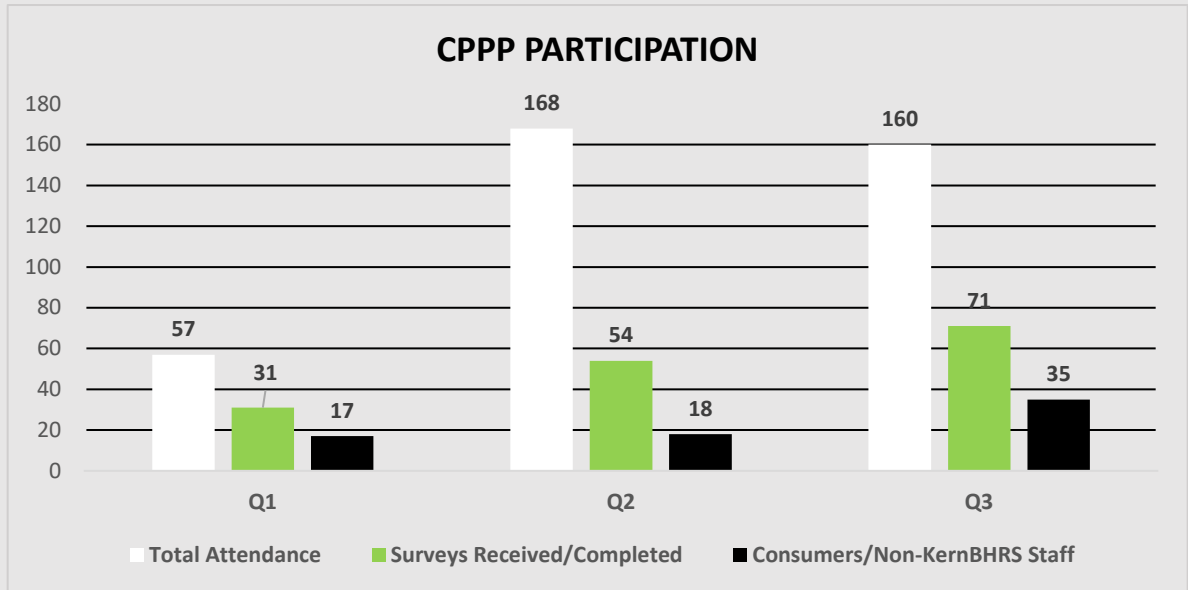




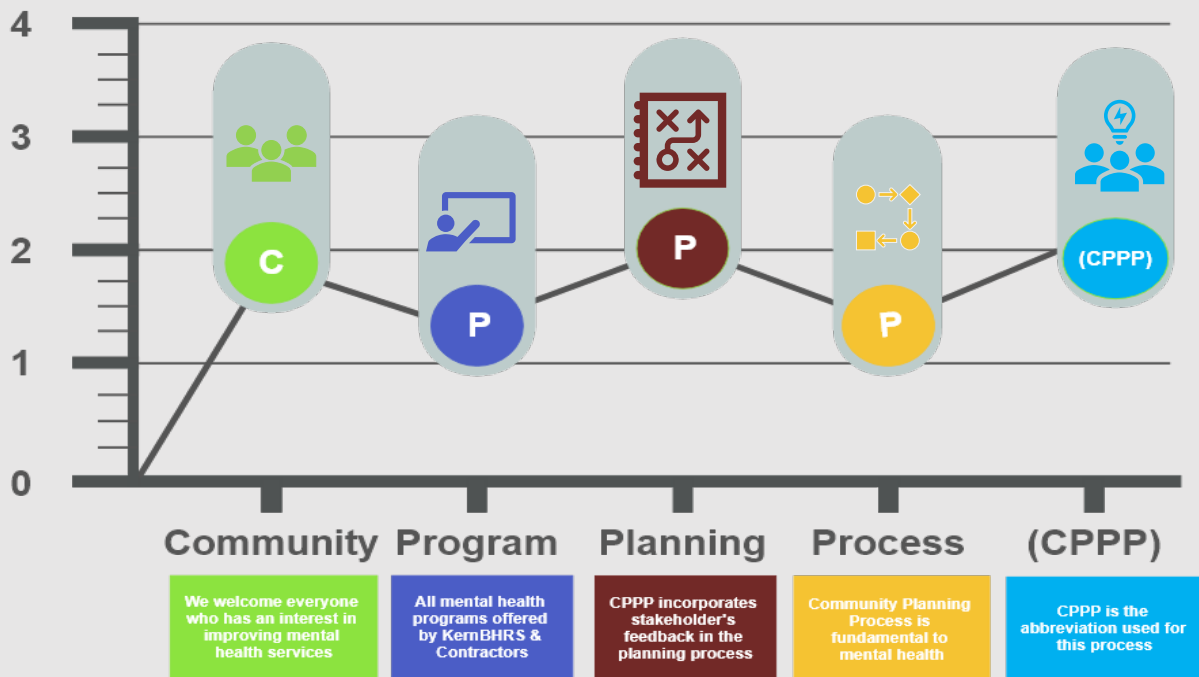
# CPPP Quarterly Report: Q3 (January - March)

## FY 2021 - 2022



## MHSA & CPPP Mental Health Services Act

Stakeholder feedback advances the principles of Mental Health Services Act and the use of effective practices to assure the transformation of the mental health system in Kern County.



During the 3rd Quarter of FY 2021/2022, Kern County continued to stay under the state ordered quarantine due to the Covid-19 pandemic. This is the 8<sup>th</sup> Quarter our county and state have operated under Covid-19 restrictions.

As reported in the 1<sup>st</sup> Quarter & 2<sup>nd</sup> Quarter reports, Kern Behavioral Health & Recovery Services (KernBHRS) and the Mental Health Services Act (MHSA) continues to experience changes in personnel leaving our team with several vacancies. As of the end of March 2022, our team has one additional vacant position which make a total of three vacant positions.



We are expecting our vacant Office Services Tech (OST) – Extra Help to return in late April 2022. We will continue to work with KernBHRS Human Resources team to find qualified candidates to fill vacancies.

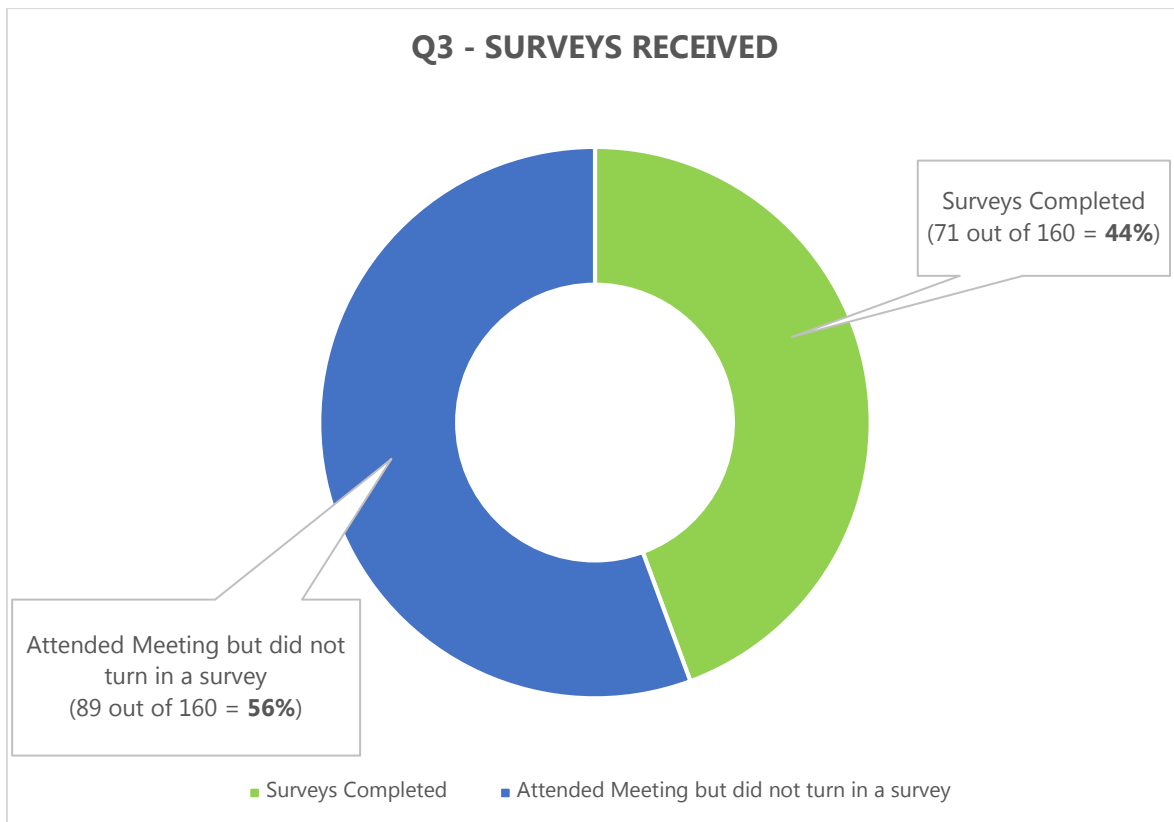
### CPPP Participation

During this quarter, we provided MHSA education to **160** stakeholders. However, not everyone responded to our request to provide feedback using our Demographic surveys; we were only able to collect data from a total of **71** participants; this is an increase of **31%** (compared to 54 in Q2).

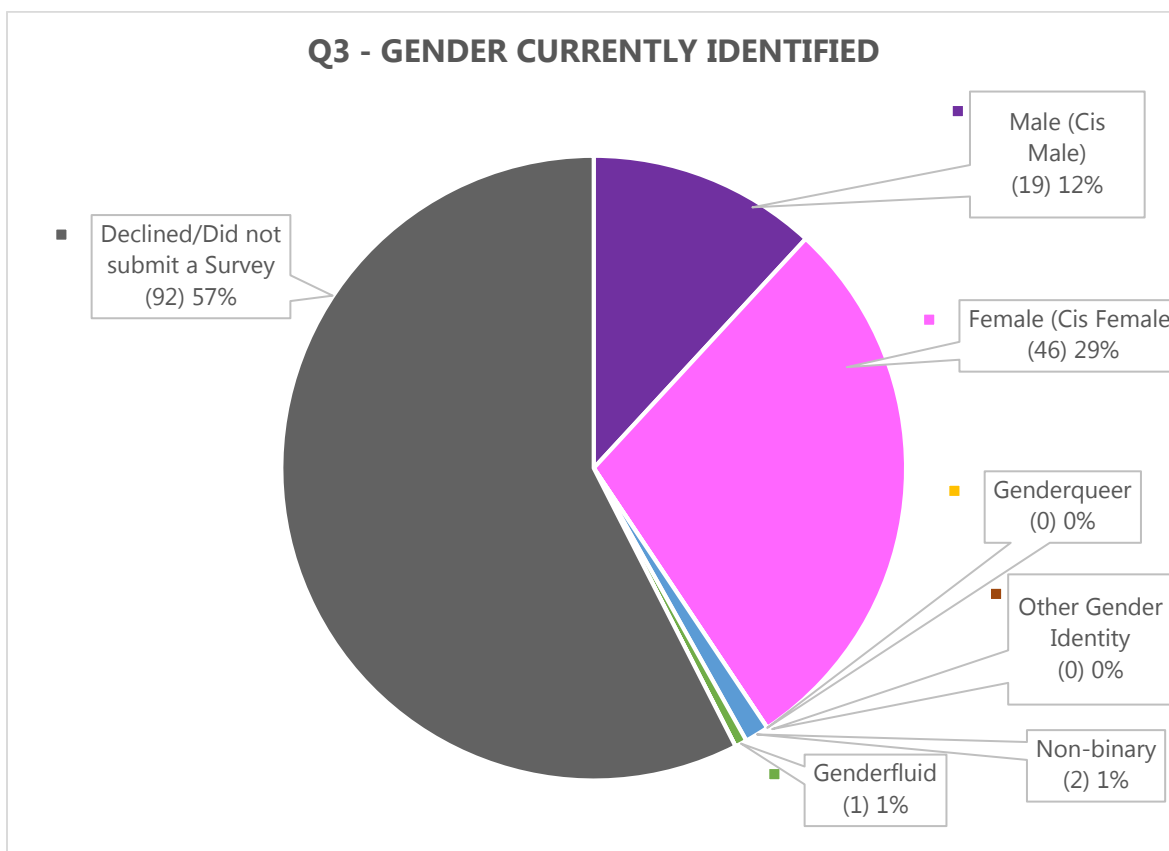
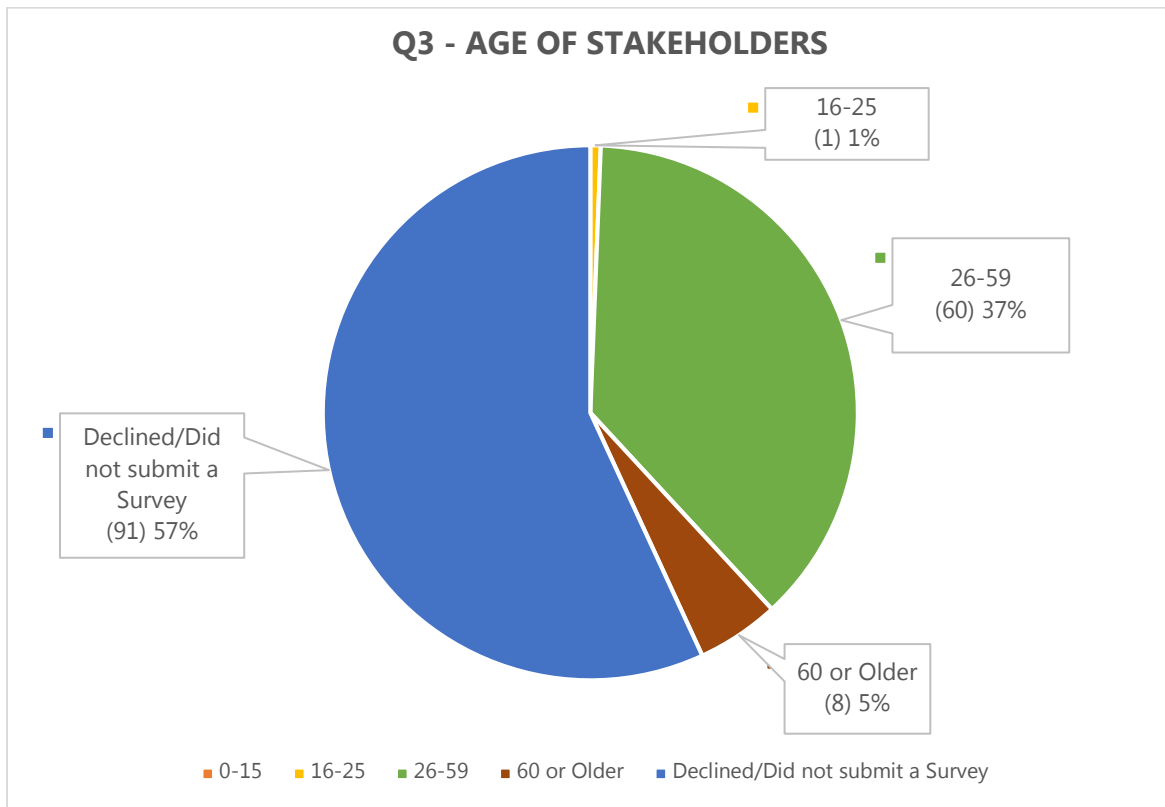
## CALENDAR OF STAKEHOLDER MEETINGS DURING THE 3rd QUARTER:

Date	Location	Time	Participants	Meeting Focus	Attendance	Surveys Received/ Completed
<b>January 6, 2022 (Thursday)</b>	Zoom Meetings	3:00 PM	Community Forum	Recovery Stations and Consumer Family Learning Centers	31	<b>12</b>
<b>January 14, 2022 (Friday)</b>	Zoom Meetings	12:30 PM	Community Forum	Recovery Stations, Substance Use Disorder Services and Services in the Rural Areas	21	<b>10</b>
<b>January 31, 2022 (Monday)</b>	Zoom Meetings	2:30 PM	Community Forum	Delano Recovery Station, Smart911 Update and Innovation Projects Updates	33	<b>15</b>
<b>February 10, 2022 (Thursday)</b>	Zoom Meetings	10:30 AM	Community Forum <i>(Meeting will be)</i>	Needs of Spanish Speaking Community <i>(Re-scheduled due to Staffing issues)</i>	0	<b>0</b>

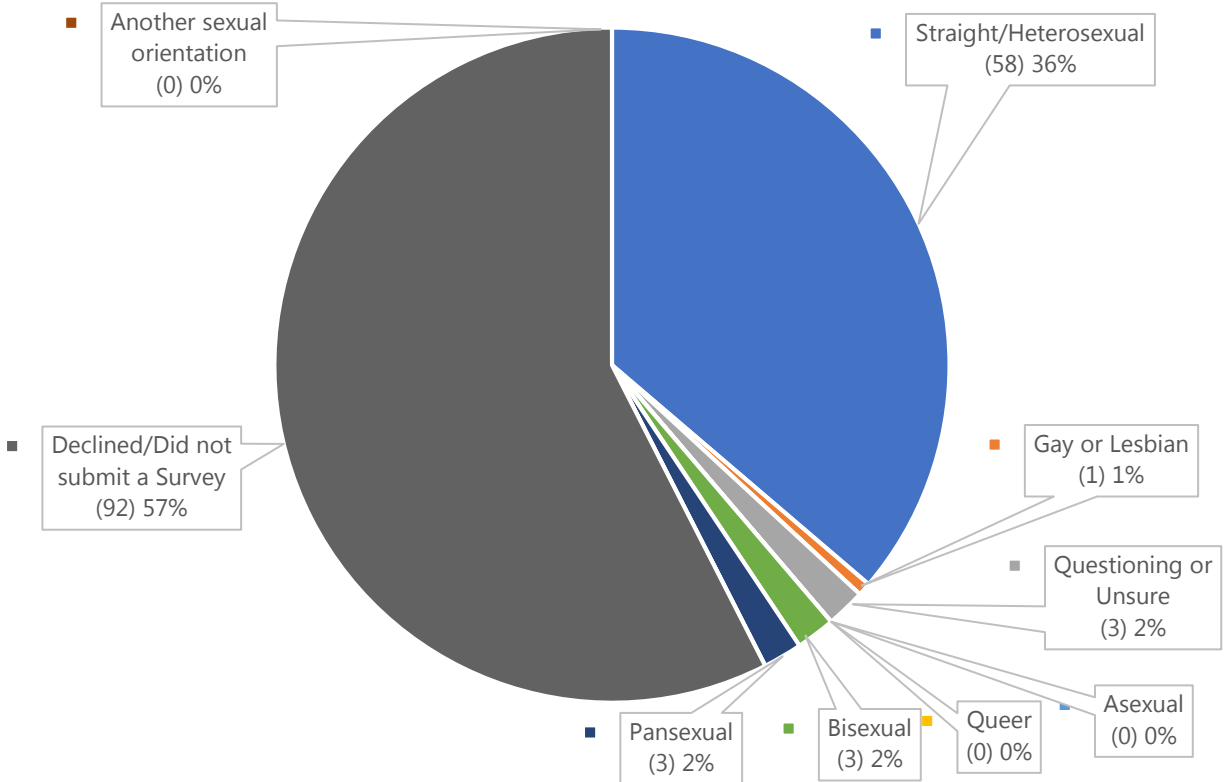
			<i>conducted in Spanish</i>			
<b>February 23, 2022 (Wednesday)</b>	Zoom Meetings	10:30 AM	Community Forum	Services to our diverse communities and Cultural Competence Services	27	<b>12</b>
<b>March 15, 2022 (Tuesday)</b>	Zoom Meetings	3:00 PM	Community Forum	Mobile Clinic Update, Full-Service Partnerships & Assisted Outpatient Treatment Programming	30	<b>14</b>
<b>March 18, 2022 (Friday)</b>	Zoom Meeting	11:00 AM	Community Forum	Focusing on Needs in Taft, Tehachapi and Lake Isabella	14	<b>5</b>
<b>March 26, 2022 (Saturday)</b>	Zoom Meeting	5:00 PM	Community Forum	Focusing on Needs of Native Americans, Alaskan Natives and Indigenous People	0	<b>0</b>
<b>March 29, 2022 (Tuesday)</b>	Zoom Meeting	6:00 PM	Community Forum	Focusing on needs of LGBTIQ+ Community	3	<b>2</b>
<b>March 30, 2022 (Wednesday)</b>	Zoom Meeting	5:00 PM	Community Forum <i>(Meeting will be conducted in Spanish)</i>	<b>THIS MEETING WAS RE-SCHEDULE FROM 02/10/22.</b> Focus on the needs of Spanish Speaking Community	1	<b>1</b>
<b>TOTALS</b>					<b>160</b>	<b>71</b>



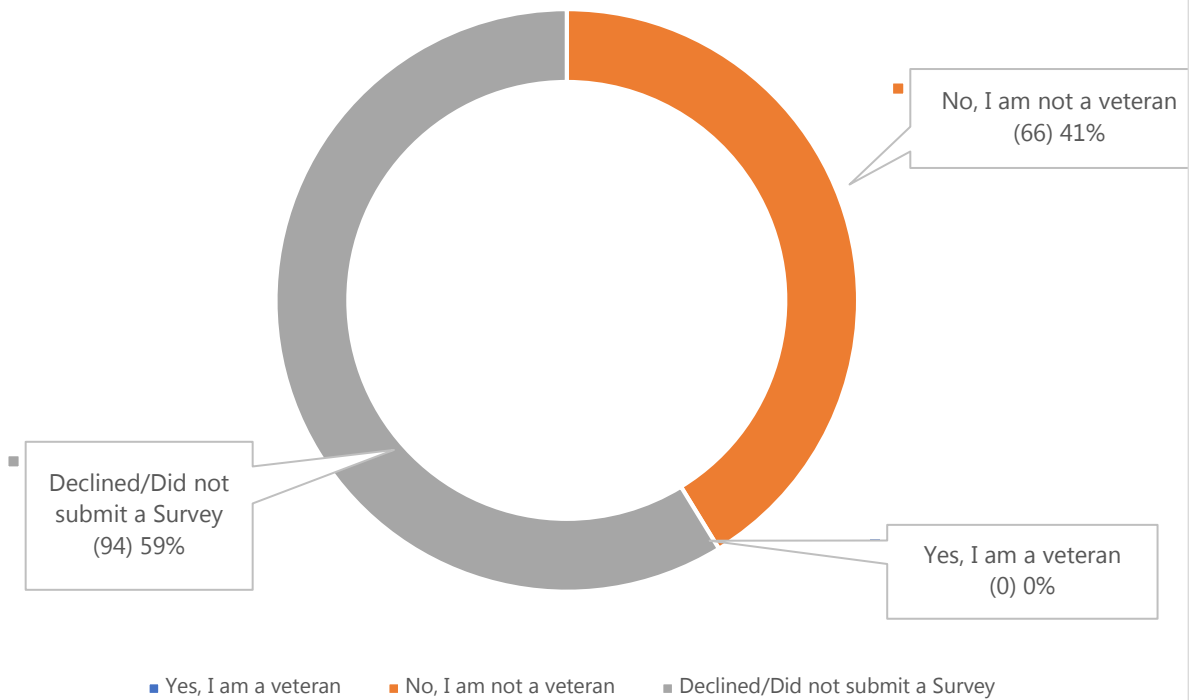
## DEMOGRAPHICS



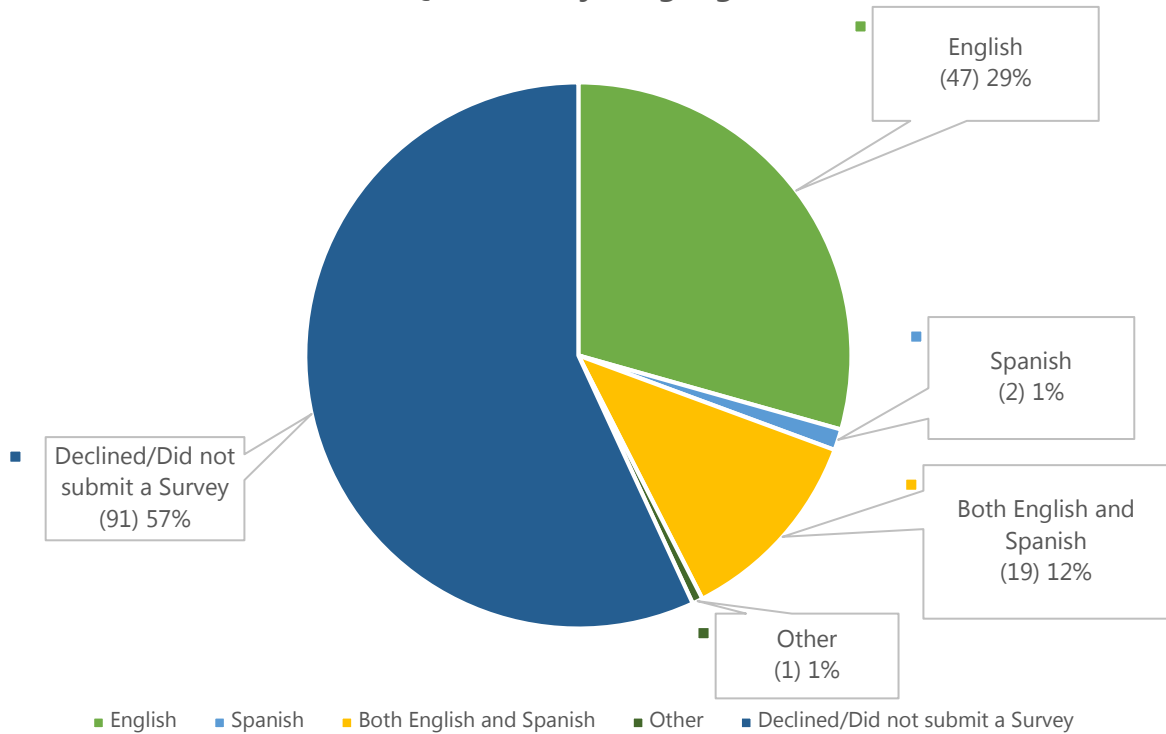
### Q3 - SEXUAL ORIENTATION



### Q3 - VETERAN STATUS

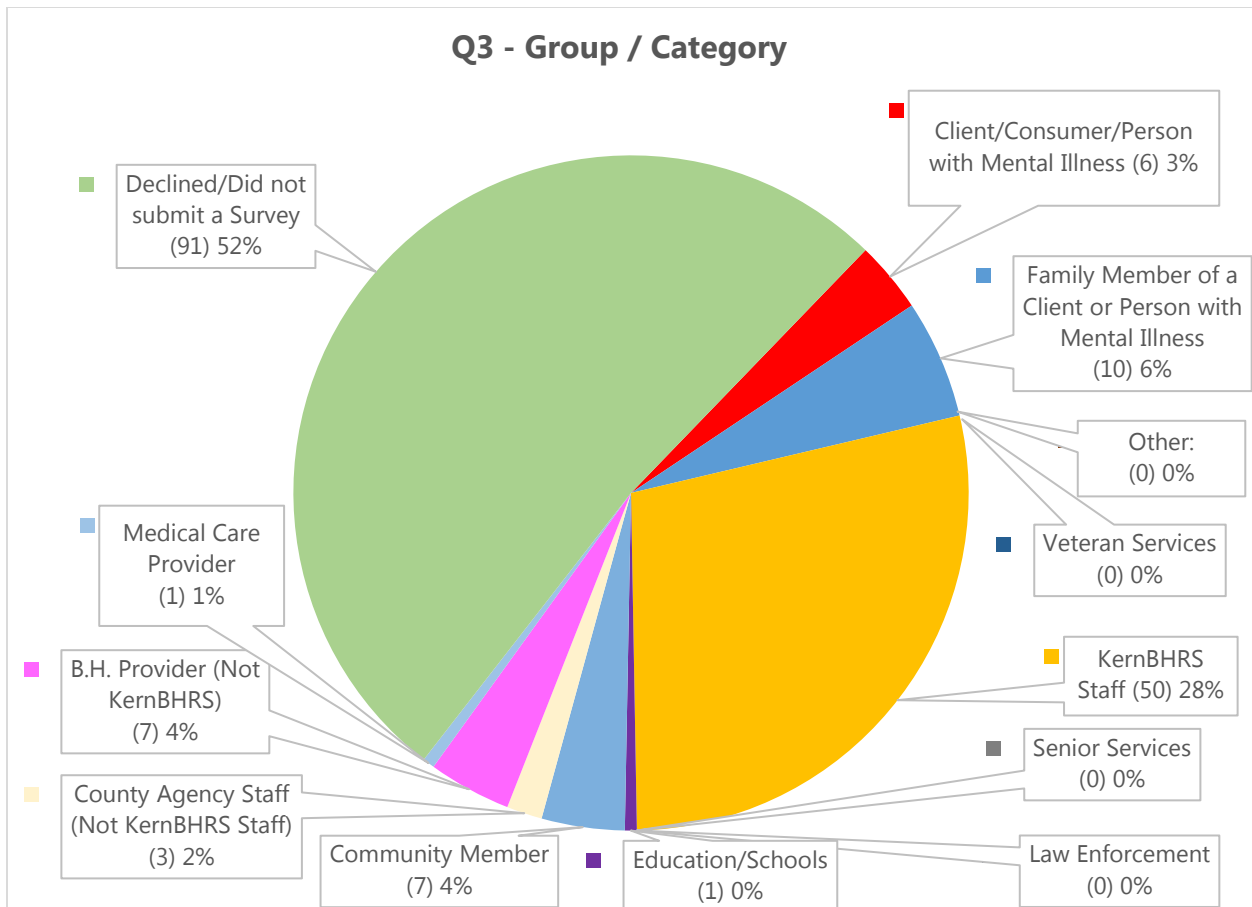


### Q3 - Primary Language

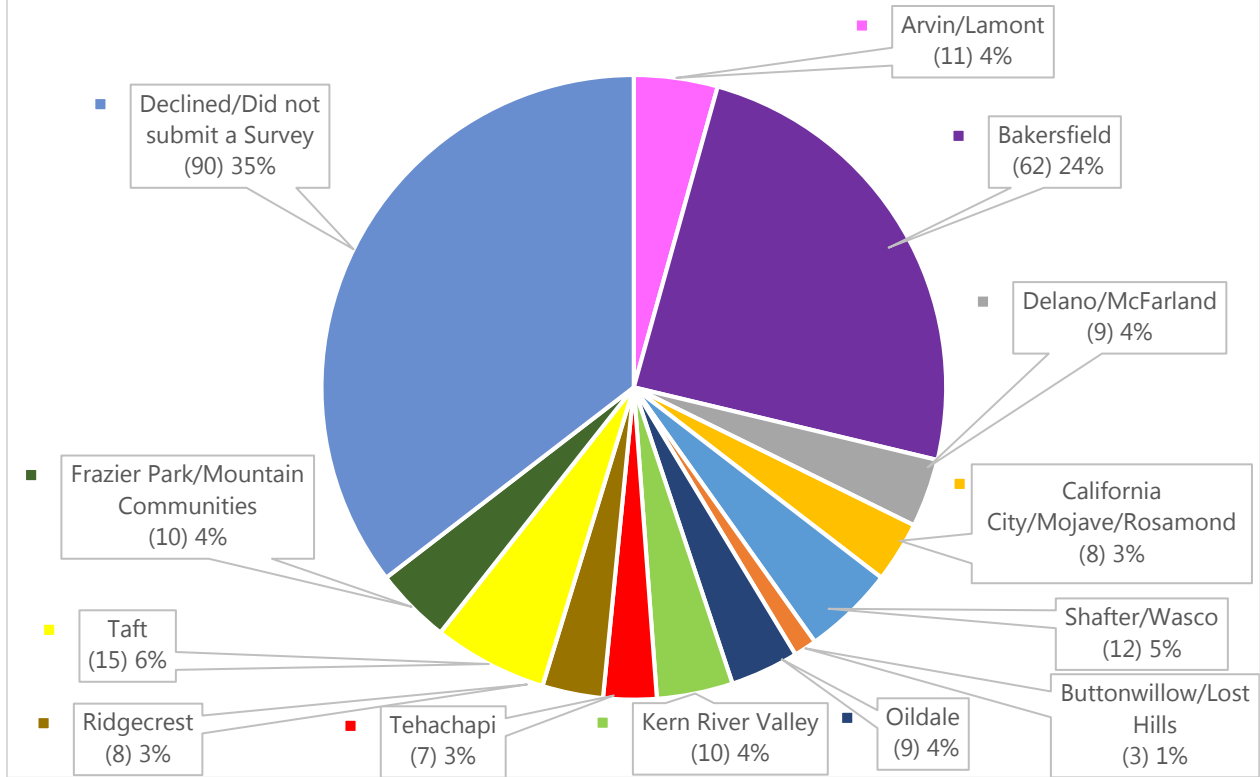


## STAKEHOLDER REPRESENTATION

### Q3 - Group / Category

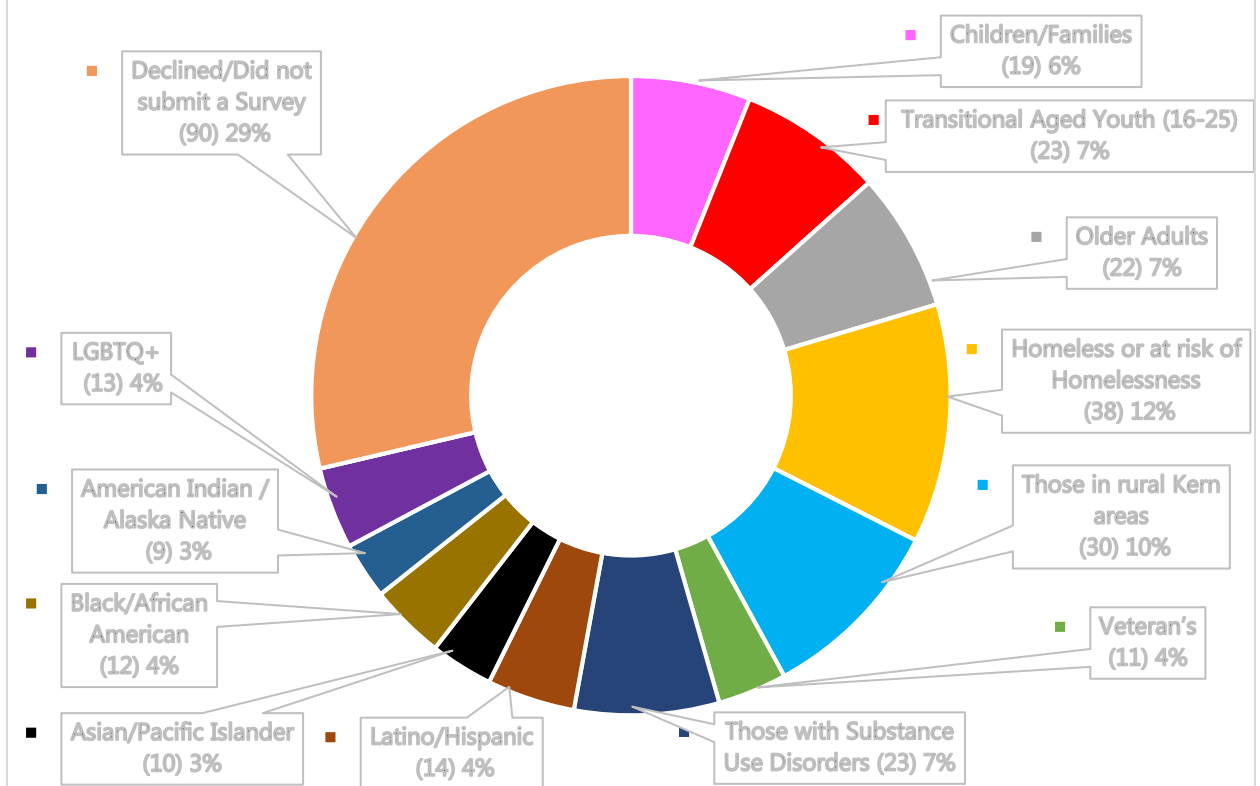


### Q3 - REGION OF THE COUNTY REPRESENTED



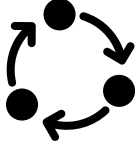







### STAKEHOLDER IDENTIFIED NEEDS

#### Q3 - POPULATION YOU FEEL IS MOST UNSERVED/UNDERSERVED



**Q3 - TYPES OF SERVICES OR PROGRAMS THAT WOULD BE APPROPRIATE TO SERVE THE ABOVE POPULATION**

 <p><b>Declined/Did not submit a survey</b> (89) 25.1%</p>	 <p><b>Early Intervention</b> (42) 11.9%</p>	 <p><b>Prevention</b> (42) 11.9%</p>	 <p><b>Access and Linkage to Care</b> (42) 11.9%</p>
 <p><b>Outreach for Recognizing the Early Signs of Mental Health</b> (41) 11.6%</p>	 <p><b>Stigma and Discrimination Reduction</b> (36) 10.2%</p>	 <p><b>Peer-Based Services</b> (32) 9.0%</p>	 <p><b>Intensive Outpatient Treatment</b> (30) 8.5%</p>



Q3. Stakeholder Cumulative Data					
Age Groups:			Sexual Orientation:		
0-15	0	0.0 %	Straight/Heterosexual	58	36.3%
16-25	1	0.6 %	Gay or Lesbian	1	0.6%
26-59	60	37.5%	Questioning	3	1.9%
60 or Older	8	5.0%	Queer	0	0.0%
Declined/Did not submit a survey	91	56.9%	Asexual	0	0.0%
Gender assigned at birth:			Bisexual	3	1.9%
Male	18	11.3%	Pansexual	3	1.9%
Female	47	29.4%	Another sexual orientation	0	0.0%
Intersex	1	0.6%	Declined/Did not submit a survey	92	57.5%
Declined/Did not submit a survey	94	58.8%	Race:		
Gender Currently Identified with:			Asian	1	0.6%
Male (Cis Male)	19	11.9%	Native Hawaiian/Pacific Islander	2	1.3%
Female (Cis Female)	46	28.8%	Black/African American	3	1.9%
Transgender/other	0	0.0%	Latino/Hispanic	20	12.5%
Genderqueer	0	0.0%	Tribal/Native American	1	0.6%
Non-binary	2	10.5%	White/Caucasian	30	18.8%
Questioning or Unsure	1	2.2%	Two or More Races	8	5.0%
Other Gender Identity	0	0.0%	Tribe:	0	0.0%
Transgender/other	0	0.0%	Declined/Did not submit a survey	95	59.4%
Declined/Did not submit a survey	92	57.5%	Ethnicity:		
Disability:			African	2	1.3%
Vision	0	0.0%	Asian Indian/South Asian	0	0.0%
Hearing, or difficulty understanding speech	0	0.0%	Cambodian	0	0.0%
Mental/Cognitive (excludes behavioral)	4	2.4%	Chinese	0	0.0%
Mobility/Physical	0	0.0%	Eastern European	4	2.5%
Chronic Medical illness	3	1.8%	Korean	0	0.0%
None	51	30.0%	Middle Eastern	2	1.3%
Declined/Did not submit a survey	112	65.9%	Vietnamese	0	0.0%
Veteran Status:			European	13	8.3%
Yes, I am a veteran	0	0.0%	Filipino	1	0.6%
No, I am not a veteran	66	41.3%	Japanese	0	0.0%
Declined/Did not submit a survey	94	58.8%	Caribbean	0	0.0%
Primary Language:			Central American	0	0.0%
Only English	47	29.4%	Mexican/Mexican American/Chicano	22	14.0%
Only Spanish	2	1.3%	Puerto Rican	0	0.0%
Both English and Spanish	19	11.9%	South American	0	0.0%
Other language	1	0.6%	Two or more ethnicities	6	3.8%
Declined/Did not submit a survey	91	56.9%	Other:	0	0.0%
			Declined/Did not submit a survey	107	68.2%

Group/Category:			Population you feel is most unserved/underserved in the above-mentioned community:		
Client/Consumer/Person with Mental Illness	6	3.4%	Children/Families	19	6.1%
Family Member of a Client or Person with Mental Illness	10	5.7%	Transitional Aged Youth (16-25)	23	7.3%
Kern BHRS Staff	50	28.4%	Older Adults	22	7.0%
Law Enforcement	0	0.0%	Homeless or at risk of Homelessness	38	12.1%
Veteran Services	0	0.0%	Those in rural Kern areas	30	9.6%
Senior Services	0	0.0%	Veterans	11	3.5%
Education/Schools	1	0.6%	Those with Substance Use Disorders	23	7.3%
Community Member	7	4.0%	Latino/Hispanic	14	4.5%
County Agency Staff (Not Kern BHRS Staff)	3	1.7%	Asian/Pacific Islander	10	3.2%
Behavioral Health Provider (Not Kern BHRS Staff)	7	4.0%	Black/African American	12	3.8%
Medical Care Provider	1	0.6%	American Indian / Alaskan Native	9	2.9%
Other	0	0.0%	LGBTQ+	13	4.1%
Declined/Did not submit a survey	91	51.7%	Other	0	0.0%
<i>Describe Other: N/A</i>			Declined/Did not submit a survey	90	28.7%
Region of the County you are most involved:			Please indicate the types of services or programs that would be appropriate to service the above-mentioned population:		
Arvin/Lamont	11	4.3%	Prevention	42	11.9%
Bakersfield	62	24.4%	Early Intervention	42	11.9%
Delano/McFarland	9	3.5%	Outreach for Recognizing the Early Signs of Mental Illness	41	11.6%
California City/Mojave/Rosamond	8	3.1%	Stigma and Discrimination Reduction	36	10.2%
Shafter/Wasco	12	4.7%	Access and Linkage to Care	42	11.9%
Buttonwillow/Lost Hills	3	1.2%	Peer-based services	32	9.0%
Oildale	9	3.5%	Intensive Outpatient Treatment	30	8.5%
Kern River Valley	10	3.9%	Declined/Did not submit a survey	89	25.1%
Tehachapi	7	2.8%			
Ridgecrest	8	3.1%			
Taft	15	5.9%			
Frazier Park/Mountain Communities	10	3.9%			
Declined/Did not submit a survey	90	35.4%			